UNISCEND

Action camera

XTCam-B

User Manual

Thank you for purchasing our action camera. Please read this manual carefully before first use and keep it for future reference.

Please follow local laws and regulations when using this product. We are not liable for any misuse of the product.

Precautions (Technical tips)

- XTCam B is shock-resistant, but not waterproof. Please avoid exposing it to water or other liquids.
- XTCam B is overcharged and protected from overheating. Please avoid exposing it to extreme temperatures. Do not use or store XTCam B in a high-temperature environment.
- XTCam B weighs 100 g and is designed for comfortable wearing. Please avoid dropping it or subjecting it to excessive force.
- The lens on the XTCam B may be scratched by hard objects. Please avoid contact with sharp objects.
- Do not disassemble XTCam B on your own. Contact authorized service centers for repairs.
- Use only the accessories XTCam B for optimal compatibility and performance.
- Do not use XTCam B while in motion or in areas where it may pose a risk to personal safety or property.
- We cannot accept any responsibility for injuries or damage caused by improper use.

- Please check if your device is compatible with the mount you plan to use before purchasing.
- Please check if your device has sufficient storage space before shooting. Insufficient storage may affect the recording quality and performance, causing or even a crash.
- Do not use XTCam B when it is very dusty or in areas where it may pick up a lot of dust. Dust can affect the camera's performance and lens quality.

What's what ...

How to access the Menu / Playback

Where is Menu/Menu

How to turn on / Go the first time

1. Make sure your XTCam B is turned OFF before you start to charge the device for 2 hours.
2. Open the USB port, insert a charge cable into the port and charge.
3. Insert a Micro SD memory card in your device or use the built-in 8GB memory. The Micro SD card can be purchased separately. Please ensure the memory card is compatible with your device and is formatted in FAT32 or exFAT format before first use.

IMPORTANT: If you are using a Micro SD memory card that's previously been used in another device, make sure to format the card first. Failure to do so may cause the device to stop recording, corrupting video files, or preventing camera from recognizing the memory card.

How to charge the battery

Open the USB port on the side of the camera, and plug in the charging cable. The battery will be fully charged in 2 hours. It's charging, and turn off when it's fully charged or when it's time to recharge.

Turn on/Turn off/Re-start

Turn on/Turn off: press the Power Button for around 1 second to turn XTCam B power on. Press Power Button for around 3 seconds to turn XTCam B power off.

To record a video:

Press the Top and Bottom Button. The red light will start blinking, indicating the camera is recording. Press the Middle Button again to stop recording.

To take a picture while filming:

Press the Middle Button. You will hear a "click" sound.

Playback on your computer

Turn XTCam B OFF first.

Open the USB port, insert a charge cable into the port and connect to your computer.

Turn on your XTCam. A window pop-up will appear on the screen. Select "Open folder to view files" and then "Open folder to view files using Windows Explorer" to access and view your computer's removable disk and find your files. **IMPORTANT: XTCam B records in MP4 file, so files can be only opened on Windows 10 or later. If your Mac or older version of Windows OS cannot open the files, please use VLC Media Player to play the files. If the files still cannot be opened, please contact us. We will fix the issue or provide a refund.**

Playback on your TV via HDMI cable:

You can also play your video and photos on a HDTV.

1. Turn XTCam B OFF first. Open the USB port and insert a charge cable into the port.
2. Use an regular XTCam B cable to connect your XTCam B and your HDTV.
3. Turn the HDTV on. Press the Power button on your XTCam B to turn it on.
4. Select "Open folder to view files" and then "Open folder to view files using Windows Explorer" to access and view your files.

Trouble shooting

If the camera freeze:

1. Turn off the camera.
2. Remove the battery.
3. Wait for about 30 seconds and then put the battery back in.
4. Turn on the XTCam B OFF first. Open the USB port and insert a charge cable into the port.
5. Wait for around 30 seconds and then turn on the XTCam B.

Camera is not charging:

1. Ensure the USB port is properly connected to the charger.
2. Check if the charger is working properly.
3. Ensure the battery is not too hot or too cold.

If you can't find your camera:

1. Ensure the camera is turned on.
2. Check if the USB port is properly connected to the computer.
3. Restart both the camera and your computer.

The camera is not recording or stops recording unexpectedly:

1. Check if the memory card is full. If so, delete some files to free up space.
2. Ensure the memory card is compatible with your camera. Use FAT32 or exFAT format.
3. Check if the battery is sufficiently charged.

The camera is not connected to a Wi-Fi network:

1. Ensure the Wi-Fi network is within range.
2. Check if the Wi-Fi network is set to 2.4GHz.
3. Verify the correct password is entered.
4. Restart the camera and the Wi-Fi router.

If the camera is not responding to commands:

1. Wait for the camera to finish its current task.
2. If the camera still doesn't respond, press and hold the power button for 10 seconds to force a reset.
3. Check if the firmware is up to date.

Video or photo quality issues:

1. Clean the camera lens with a soft cloth.
2. Ensure the lens is not obstructed.
3. Check if the memory card is fast enough for high-quality recording.
4. Adjust the camera settings.

Specs

- 1080P HD digital recording with audio
- Interchangeable mounting: 3.5mm tripod, 1/4 thread, 3M adhesive
- 8 hours continuous recording
- Loop recording
- Pre-recorded sound
- Wi-Fi
- 8GB
- Supporting 64GB memory
- Rechargeable 1mah battery (Charge time: 2 hours)
- Shock-resistant, but not waterproof
- Front Screen, camera on video (optional)
- 8MP camera

The real tech stuff ...

Video Setting

Resolution	1080P 30fps, 720P 60fps, 720P 30fps
Loop Recording	1min, 3min, 5min, 10min, 15min, 30min, 60min
Time Lapse Video	0.5s, 1s, 2s, 5s, 10s, 30s, 60s
Slow Motion	1/2, 1/4, 1/8
Exposure Compensation	-2.0, -1.7, -1.3, -1.0, -0.7, -0.3, 0, +0.3, +0.7, +1.0, +1.3, +1.7, +2.0
White Balance	Auto, Daylight, Cloudy, Tungsten, Fluorescent
Color Effect	Normal, Black and White, Negative, Sepia
Time Stamp	Off, On
Date Stamp	Off, On
Anti-Shaking	Off, On
Motion Detection	Off, On
Motion Detection Sensitivity	Low, Medium, High
Motion Detection Time	1min, 3min, 5min, 10min, 15min, 30min, 60min
Motion Detection Video Length	1min, 3min, 5min, 10min, 15min, 30min, 60min
Motion Detection Video Quality	1080P 30fps, 720P 60fps, 720P 30fps
Motion Detection Video Loop	Off, On
Motion Detection Video Time Stamp	Off, On
Motion Detection Video Date Stamp	Off, On
Motion Detection Video Anti-Shaking	Off, On
Motion Detection Video Exposure Compensation	-2.0, -1.7, -1.3, -1.0, -0.7, -0.3, 0, +0.3, +0.7, +1.0, +1.3, +1.7, +2.0
Motion Detection Video White Balance	Auto, Daylight, Cloudy, Tungsten, Fluorescent
Motion Detection Video Color Effect	Normal, Black and White, Negative, Sepia

Setting

Language	English, Français, Español, Deutsch, Italiano, Pycckий, Polski, Nederlands, Portugues, Ελληνικά, Čeština, Magyar, Romana, Bahasa Indonesia, Bahasa Melayu, Suomi, Svenska, Dansk, Norsk, Tiếng Việt, Hrvatski, Slovenski, Slovenčina, Eesti, Latviski, Lietuvos, Bulgarski, Українська, Suomi, Ελληνικά, Čeština, Magyar, Romana, Bahasa Indonesia, Bahasa Melayu, Suomi, Svenska, Dansk, Norsk, Tiếng Việt, Hrvatski, Slovenski, Slovenčina, Eesti, Latviski, Lietuvos, Bulgarski, Українська, 日本語, 繁体中文, 简体中文, 한국어, العربية, עברית, ภาษาไทย
Auto Power Off	Off, 1min, 3min, 5min
Auto Screen Off	Off, 1min, 3min, 5min
Volume	Off, 1, 2, 3, 4, 5, 6, 7, 8, 9, 10
Beep Sound	Off, On
Key Sound	Off, On
Shutter Sound	Off, On
Start Up Sound	Off, On
Power Frequency	50Hz, 60Hz
Date Time	Year, Month, Date, Hour, Minute, Second
Date Time Format	YYYY-MM-DD, MM-DD-YYYY, DD-MM-YYYY
Time Zone	GMT-12:00, GMT-11:00, GMT-10:00, GMT-9:00, GMT-8:00, GMT-7:00, GMT-6:00, GMT-5:00, GMT-4:00, GMT-3:00, GMT-2:00, GMT-1:00, GMT+0:00, GMT+1:00, GMT+2:00, GMT+3:00, GMT+4:00, GMT+5:00, GMT+6:00, GMT+7:00, GMT+8:00, GMT+9:00, GMT+10:00, GMT+11:00, GMT+12:00
Auto Shutdown	Off, 1min, 3min, 5min, 10min, 15min, 30min, 60min
Auto Shutdown Video	Off, 1min, 3min, 5min, 10min, 15min, 30min, 60min
Auto Shutdown Video Time Stamp	Off, On
Auto Shutdown Video Date Stamp	Off, On
Auto Shutdown Video Anti-Shaking	Off, On
Auto Shutdown Video Exposure Compensation	-2.0, -1.7, -1.3, -1.0, -0.7, -0.3, 0, +0.3, +0.7, +1.0, +1.3, +1.7, +2.0
Auto Shutdown Video White Balance	Auto, Daylight, Cloudy, Tungsten, Fluorescent
Auto Shutdown Video Color Effect	Normal, Black and White, Negative, Sepia
Auto Shutdown Video Anti-Shaking	Off, On
Auto Shutdown Video Motion Detection	Off, On
Auto Shutdown Video Motion Detection Sensitivity	Low, Medium, High
Auto Shutdown Video Motion Detection Time	1min, 3min, 5min, 10min, 15min, 30min, 60min
Auto Shutdown Video Motion Detection Video Length	1min, 3min, 5min, 10min, 15min, 30min, 60min
Auto Shutdown Video Motion Detection Video Quality	1080P 30fps, 720P 60fps, 720P 30fps
Auto Shutdown Video Motion Detection Video Loop	Off, On
Auto Shutdown Video Motion Detection Video Time Stamp	Off, On
Auto Shutdown Video Motion Detection Video Date Stamp	Off, On
Auto Shutdown Video Motion Detection Video Anti-Shaking	Off, On
Auto Shutdown Video Motion Detection Video Exposure Compensation	-2.0, -1.7, -1.3, -1.0, -0.7, -0.3, 0, +0.3, +0.7, +1.0, +1.3, +1.7, +2.0
Auto Shutdown Video Motion Detection Video White Balance	Auto, Daylight, Cloudy, Tungsten, Fluorescent
Auto Shutdown Video Motion Detection Video Color Effect	Normal, Black and White, Negative, Sepia
Auto Shutdown Video Motion Detection Video Anti-Shaking	Off, On
Auto Shutdown Video Motion Detection Video Motion Detection	Off, On
Auto Shutdown Video Motion Detection Video Motion Detection Sensitivity	Low, Medium, High
Auto Shutdown Video Motion Detection Video Motion Detection Time	1min, 3min, 5min, 10min, 15min, 30min, 60min
Auto Shutdown Video Motion Detection Video Motion Detection Video Length	1min, 3min, 5min, 10min, 15min, 30min, 60min
Auto Shutdown Video Motion Detection Video Motion Detection Video Quality	1080P 30fps, 720P 60fps, 720P 30fps
Auto Shutdown Video Motion Detection Video Motion Detection Video Loop	Off, On
Auto Shutdown Video Motion Detection Video Motion Detection Video Time Stamp	Off, On
Auto Shutdown Video Motion Detection Video Motion Detection Video Date Stamp	Off, On
Auto Shutdown Video Motion Detection Video Motion Detection Video Anti-Shaking	Off, On
Auto Shutdown Video Motion Detection Video Motion Detection Video Motion Detection	Off, On
Auto Shutdown Video Motion Detection Video Motion Detection Video Motion Detection Sensitivity	Low, Medium, High
Auto Shutdown Video Motion Detection Video Motion Detection Video Motion Detection Time	1min, 3min, 5min, 10min, 15min, 30min, 60min
Auto Shutdown Video Motion Detection Video Motion Detection Video Motion Detection Video Length	1min, 3min, 5min, 10min, 15min, 30min, 60min
Auto Shutdown Video Motion Detection Video Motion Detection Video Motion Detection Video Quality	1080P 30fps, 720P 60fps, 720P 30fps
Auto Shutdown Video Motion Detection Video Motion Detection Video Motion Detection Video Loop	Off, On
Auto Shutdown Video Motion Detection Video Motion Detection Video Motion Detection Video Time Stamp	Off, On
Auto Shutdown Video Motion Detection Video Motion Detection Video Motion Detection Video Date Stamp	Off, On
Auto Shutdown Video Motion Detection Video Motion Detection Video Motion Detection Video Anti-Shaking	Off, On
Auto Shutdown Video Motion Detection Video Motion Detection Video Motion Detection Video Motion Detection	Off, On
Auto Shutdown Video Motion Detection Video Motion Detection Video Motion Detection Video Motion Detection Sensitivity	Low, Medium, High
Auto Shutdown Video Motion Detection Video Motion Detection Video Motion Detection Video Motion Detection Time	1min, 3min, 5min, 10min, 15min, 30min, 60min
Auto Shutdown Video Motion Detection Video Motion Detection Video Motion Detection Video Motion Detection Video Length	1min, 3min, 5min, 10min, 15min, 30min, 60min
Auto Shutdown Video Motion Detection Video Motion Detection Video Motion Detection Video Motion Detection Video Quality	1080P 30fps, 720P 60fps, 720P 30fps
Auto Shutdown Video Motion Detection Video Motion Detection Video Motion Detection Video Motion Detection Video Loop	Off, On
Auto Shutdown Video Motion Detection Video Motion Detection Video Motion Detection Video Motion Detection Video Time Stamp	Off, On
Auto Shutdown Video Motion Detection Video Motion Detection Video Motion Detection Video Motion Detection Video Date Stamp	Off, On
Auto Shutdown Video Motion Detection Video Motion Detection Video Motion Detection Video Motion Detection Video Anti-Shaking	Off, On
Auto Shutdown Video Motion Detection Video Motion Detection Video Motion Detection Video Motion Detection Video Motion Detection	Off, On
Auto Shutdown Video Motion Detection Video Motion Detection Video Motion Detection Video Motion Detection Video Motion Detection Sensitivity	Low, Medium, High
Auto Shutdown Video Motion Detection Video Motion Detection Video Motion Detection Video Motion Detection Video Motion Detection Time	1min, 3min, 5min, 10min, 15min, 30min, 60min
Auto Shutdown Video Motion Detection Video Motion Detection Video Motion Detection Video Motion Detection Video Motion Detection Video Length	1min, 3min, 5min, 10min, 15min, 30min, 60min
Auto Shutdown Video Motion Detection Video Motion Detection Video Motion Detection Video Motion Detection Video Motion Detection Video Quality	1080P 30fps, 720P 60fps, 720P 30fps
Auto Shutdown Video Motion Detection Video Motion Detection Video Motion Detection Video Motion Detection Video Motion Detection Video Loop	Off, On
Auto Shutdown Video Motion Detection Video Motion Detection Video Motion Detection Video Motion Detection Video Motion Detection Video Time Stamp	Off, On
Auto Shutdown Video Motion Detection Video Motion Detection Video Motion Detection Video Motion Detection Video Motion Detection Video Date Stamp	Off, On
Auto Shutdown Video Motion Detection Video Motion Detection Video Motion Detection Video Motion Detection Video Motion Detection Video Anti-Shaking	Off, On
Auto Shutdown Video Motion Detection Video Motion Detection Video Motion Detection Video Motion Detection Video Motion Detection Video Motion Detection	Off, On
Auto Shutdown Video Motion Detection Video Motion Detection Video Motion Detection Video Motion Detection Video Motion Detection Video Motion Detection Sensitivity	Low, Medium, High
Auto Shutdown Video Motion Detection Video Motion Detection Video Motion Detection Video Motion Detection Video Motion Detection Video Motion Detection Time	1min, 3min, 5min, 10min, 15min, 30min, 60min
Auto Shutdown Video Motion Detection Video Motion Detection Video Motion Detection Video Motion Detection Video Motion Detection Video Motion Detection Video Length	1min, 3min, 5min, 10min, 15min, 30min, 60min
Auto Shutdown Video Motion Detection Video Motion Detection Video Motion Detection Video Motion Detection Video Motion Detection Video Motion Detection Video Quality	1080P 30fps, 720P 60fps, 720P 30fps
Auto Shutdown Video Motion Detection Video Motion Detection Video Motion Detection Video Motion Detection Video Motion Detection Video Motion Detection Video Loop	Off, On
Auto Shutdown Video Motion Detection Video Motion Detection Video Motion Detection Video Motion Detection Video Motion Detection Video Motion Detection Video Time Stamp	Off, On
Auto Shutdown Video Motion Detection Video Motion Detection Video Motion Detection Video Motion Detection Video Motion Detection Video Motion Detection Video Date Stamp	Off, On
Auto Shutdown Video Motion Detection Video Motion Detection Video Motion Detection Video Motion Detection Video Motion Detection Video Motion Detection Video Anti-Shaking	Off, On
Auto Shutdown Video Motion Detection Video Motion Detection Video Motion Detection Video Motion Detection Video Motion Detection Video Motion Detection Video Motion Detection	Off, On
Auto Shutdown Video Motion Detection Video Motion Detection Video Motion Detection Video Motion Detection Video Motion Detection Video Motion Detection Video Motion Detection Sensitivity	Low, Medium, High
Auto Shutdown Video Motion Detection Video Motion Detection Video Motion Detection Video Motion Detection Video Motion Detection Video Motion Detection Video Motion Detection Time	1min, 3min, 5min, 10min, 15min, 30min, 60min
Auto Shutdown Video Motion Detection Video Motion Detection Video Motion Detection Video Motion Detection Video Motion Detection Video Motion Detection Video Motion Detection Video Length	1min, 3min, 5min, 10min, 15min, 30min, 60min
Auto Shutdown Video Motion Detection Video Motion Detection Video Motion Detection Video Motion Detection Video Motion Detection Video Motion Detection Video Motion Detection Video Quality	1080P 30fps, 720P 60fps, 720P 30fps
Auto Shutdown Video Motion Detection Video Motion Detection Video Motion Detection Video Motion Detection Video Motion Detection Video Motion Detection Video Motion Detection Video Loop	Off, On
Auto Shutdown Video Motion Detection Video Motion Detection Video Motion Detection Video Motion Detection Video Motion Detection Video Motion Detection Video Motion Detection Video Time Stamp	Off, On
Auto Shutdown Video Motion Detection Video Motion Detection Video Motion Detection Video Motion Detection Video Motion Detection Video Motion Detection Video Motion Detection Video Date Stamp	Off, On
Auto Shutdown Video Motion Detection Video Motion Detection Video Motion Detection Video Motion Detection Video Motion Detection Video Motion Detection Video Motion Detection Video Anti-Shaking	Off, On
Auto Shutdown Video Motion Detection Video Motion Detection Video Motion Detection Video Motion Detection Video Motion Detection Video Motion Detection Video Motion Detection Video Motion Detection	Off, On
Auto Shutdown Video Motion Detection Video Motion Detection Video Motion Detection Video Motion Detection Video Motion Detection Video Motion Detection Video Motion Detection Video Motion Detection Sensitivity	Low, Medium, High
Auto Shutdown Video Motion Detection Video Motion Detection Video Motion Detection Video Motion Detection Video Motion Detection Video Motion Detection Video Motion Detection Video Motion Detection Time	1min, 3min, 5min, 10min, 15min, 30min, 60min
Auto Shutdown Video Motion Detection Video Motion Detection Video Motion Detection Video Motion Detection Video Motion Detection Video Motion Detection Video Motion Detection Video Motion Detection Video Length	1min, 3min, 5min, 10min, 15min, 30min, 60min
Auto Shutdown Video Motion Detection Video Motion Detection Video Motion Detection Video Motion Detection Video Motion Detection Video Motion Detection Video Motion Detection Video Motion Detection Video Quality	1080P 30fps, 720P 60fps, 720P 30fps
Auto Shutdown Video Motion Detection Video Motion Detection Video Motion Detection Video Motion Detection Video Motion Detection Video Motion Detection Video Motion Detection Video Motion Detection Video Loop	Off, On
Auto Shutdown Video Motion Detection Video Motion Detection Video Motion Detection Video Motion Detection Video Motion Detection Video Motion Detection Video Motion Detection Video Motion Detection Video Time Stamp	Off, On
Auto Shutdown Video Motion Detection Video Motion Detection Video Motion Detection Video Motion Detection Video Motion Detection Video Motion Detection Video Motion Detection Video Motion Detection Video Date Stamp	Off, On
Auto Shutdown Video Motion Detection Video Motion Detection Video Motion Detection Video Motion Detection Video Motion Detection Video Motion Detection Video Motion Detection Video Motion Detection Video Anti-Shaking	Off, On
Auto Shutdown Video Motion Detection Video Motion Detection Video Motion Detection Video Motion Detection Video Motion Detection Video Motion Detection Video Motion Detection Video Motion Detection Video Motion Detection	Off, On
Auto Shutdown Video Motion Detection Video Motion Detection Video Motion Detection Video Motion Detection Video Motion Detection Video Motion Detection Video Motion Detection Video Motion Detection Video Motion Detection Sensitivity	Low, Medium, High
Auto Shutdown Video Motion Detection Video Motion Detection Video Motion Detection Video Motion Detection Video Motion Detection Video Motion Detection Video Motion Detection Video Motion Detection Video Motion Detection Time	1min, 3min, 5min, 10min, 15min, 30min, 60min
Auto Shutdown Video Motion Detection Video Motion Detection Video Motion Detection Video Motion Detection Video Motion Detection Video Motion Detection Video Motion Detection Video Motion Detection Video Motion Detection Video Length	1min, 3min, 5min, 10min, 15min, 30min, 60min
Auto Shutdown Video Motion Detection Video Motion Detection Video Motion Detection Video Motion Detection Video Motion Detection Video Motion Detection Video Motion Detection Video Motion Detection Video Motion Detection Video Quality	1080P 30fps, 720P 60fps, 720P 30fps
Auto Shutdown Video Motion Detection Video Motion Detection Video Motion Detection Video Motion Detection Video Motion Detection Video Motion Detection Video Motion Detection Video Motion Detection Video Motion Detection Video Loop	Off, On
Auto Shutdown Video Motion Detection Video Motion Detection Video Motion Detection Video Motion Detection Video Motion Detection Video Motion Detection Video Motion Detection Video Motion Detection Video Motion Detection Video Time Stamp	Off, On
Auto Shutdown Video Motion Detection Video Motion Detection Video Motion Detection Video Motion Detection Video Motion Detection Video Motion Detection Video Motion Detection Video Motion Detection Video Motion Detection Video Date Stamp	Off, On
Auto Shutdown Video Motion Detection Video Motion Detection Video Motion Detection Video Motion Detection Video Motion Detection Video Motion Detection Video Motion Detection Video Motion Detection Video Motion Detection Video Anti-Shaking	Off, On
Auto Shutdown Video Motion Detection Video Motion Detection Video Motion Detection Video Motion Detection Video Motion Detection Video Motion Detection Video Motion Detection Video Motion Detection Video Motion Detection Video Motion Detection	Off, On
Auto Shutdown Video Motion Detection Video Motion Detection Video Motion Detection Video Motion Detection Video Motion Detection Video Motion Detection Video Motion Detection Video Motion Detection Video Motion Detection Video Motion Detection Sensitivity	Low, Medium, High
Auto Shutdown Video Motion Detection Video Motion Detection Video Motion Detection Video Motion Detection Video Motion Detection Video Motion Detection Video Motion Detection Video Motion Detection Video Motion Detection Video Motion Detection Time	1min, 3min, 5min, 10min, 15min, 30min, 60min
Auto Shutdown Video Motion Detection Video Motion Detection Video Motion Detection Video Motion Detection Video Motion Detection Video Motion Detection Video Motion Detection Video Motion Detection Video Motion Detection Video Motion Detection Video Length	1min, 3min, 5min, 10min, 15min, 30min, 60min
Auto Shutdown Video Motion Detection Video Motion Detection Video Motion Detection Video Motion Detection Video Motion Detection Video Motion Detection Video Motion Detection Video Motion Detection Video Motion Detection Video Motion Detection Video Quality	1080P 30fps, 720P 60fps, 720P 30fps
Auto Shutdown Video Motion Detection Video Motion Detection Video Motion Detection Video Motion Detection Video Motion Detection Video Motion Detection Video Motion Detection Video Motion Detection Video Motion Detection Video Motion Detection Video Loop	Off, On
Auto Shutdown Video Motion Detection Video Motion Detection Video Motion Detection Video Motion Detection Video Motion Detection Video Motion Detection Video Motion Detection Video Motion Detection Video Motion Detection Video Motion Detection Video Time Stamp	Off, On
Auto Shutdown Video Motion Detection Video Motion Detection Video Motion Detection Video Motion Detection Video Motion Detection Video Motion Detection Video Motion Detection Video Motion Detection Video Motion Detection Video Motion Detection Video Date Stamp	Off, On
Auto Shutdown Video Motion Detection Video Motion Detection Video Motion Detection Video Motion Detection Video Motion Detection Video Motion Detection Video Motion Detection Video Motion Detection Video Motion Detection Video Motion Detection Video Anti-Shaking	Off, On
Auto Shutdown Video Motion Detection Video Motion Detection Video Motion Detection Video Motion Detection Video Motion Detection Video Motion Detection Video Motion Detection Video Motion Detection Video Motion Detection Video Motion Detection Video Motion Detection	Off, On
Auto Shutdown Video Motion Detection Video Motion Detection Video Motion Detection Video Motion Detection Video Motion Detection Video Motion Detection Video Motion Detection Video Motion Detection Video Motion Detection Video Motion Detection Video Motion Detection Sensitivity	Low, Medium, High
Auto Shutdown Video Motion Detection Video Motion Detection Video Motion Detection Video Motion Detection Video Motion Detection Video Motion Detection Video Motion Detection Video Motion Detection Video Motion Detection Video Motion Detection Video Motion Detection Time	1min, 3min, 5min, 10min, 15min, 30min, 60min
Auto Shutdown Video Motion Detection Video Motion Detection Video Motion Detection Video Motion Detection Video Motion Detection Video Motion Detection Video Motion Detection Video Motion Detection Video Motion Detection Video Motion Detection Video Motion Detection Video Length	1min, 3min, 5min, 10min, 15min, 30min, 60min
Auto Shutdown Video Motion Detection Video Motion Detection Video Motion Detection Video Motion Detection Video Motion Detection Video Motion Detection Video Motion Detection Video Motion Detection Video Motion Detection Video Motion Detection Video Motion Detection Video Quality	1080P 30fps, 720P 60fps, 720P 30fps
Auto Shutdown Video Motion Detection Video Motion Detection Video Motion Detection Video Motion Detection Video Motion Detection Video Motion Detection Video Motion Detection Video Motion Detection Video Motion Detection Video Motion Detection Video Motion Detection Video Loop	Off, On
Auto Shutdown Video Motion Detection Video Motion Detection Video Motion Detection Video Motion Detection Video Motion Detection Video Motion Detection Video Motion Detection Video Motion Detection Video Motion Detection Video Motion Detection Video Motion Detection Video Time Stamp	Off, On
Auto Shutdown Video Motion Detection Video Motion Detection Video Motion Detection Video Motion Detection Video Motion Detection Video Motion Detection Video Motion Detection Video Motion Detection Video Motion Detection Video Motion Detection Video Motion Detection Video Date Stamp	Off, On
Auto Shutdown Video Motion Detection Video Motion Detection Video Motion Detection Video Motion Detection Video Motion Detection Video Motion Detection Video Motion Detection Video Motion Detection Video Motion Detection Video Motion Detection Video Motion Detection Video Anti-Shaking	Off, On
Auto Shutdown Video Motion Detection Video Motion Detection Video Motion Detection Video Motion Detection Video Motion Detection Video Motion Detection Video Motion Detection Video Motion Detection Video Motion Detection Video Motion Detection Video Motion Detection Video Motion Detection	Off, On
Auto Shutdown Video Motion Detection Video Motion Detection Video Motion Detection Video Motion Detection Video Motion Detection Video Motion Detection Video Motion Detection Video Motion Detection Video Motion Detection Video Motion Detection Video Motion Detection Video Motion Detection Sensitivity	Low, Medium, High
Auto Shutdown Video Motion Detection Video Motion Detection Video Motion Detection Video Motion Detection Video Motion Detection Video Motion Detection Video Motion Detection Video Motion Detection Video Motion Detection Video Motion Detection Video Motion Detection Video Motion Detection Time	1min, 3min, 5min, 10min, 15min, 30min, 60min
Auto Shutdown Video Motion Detection Video Motion Detection Video Motion Detection Video Motion Detection Video Motion Detection Video Motion Detection Video Motion Detection Video Motion Detection Video Motion Detection Video Motion Detection Video Motion Detection Video Motion Detection Video Length	1min, 3min, 5min, 10min, 15min, 30min, 60min
Auto Shutdown Video Motion Detection Video Motion Detection Video Motion Detection Video Motion Detection Video Motion Detection Video Motion Detection Video Motion Detection Video Motion Detection Video Motion Detection Video Motion Detection Video Motion Detection Video Motion Detection Video Quality	1080P 30fps, 720P 60fps, 720P 30fps
Auto Shutdown Video Motion Detection Video Motion Detection Video Motion Detection Video Motion Detection Video Motion Detection Video Motion Detection Video Motion Detection Video Motion Detection Video Motion Detection Video Motion Detection Video Motion Detection Video Motion Detection Video Loop	Off, On
Auto Shutdown Video Motion Detection Video Motion Detection Video Motion Detection Video Motion Detection Video Motion Detection Video Motion Detection Video Motion Detection Video Motion Detection Video Motion Detection Video Motion Detection Video Motion Detection Video Motion Detection Video Time Stamp	Off, On
Auto Shutdown Video Motion Detection Video Motion Detection Video Motion Detection Video Motion Detection Video Motion Detection Video Motion Detection Video Motion Detection Video Motion Detection Video Motion Detection Video Motion Detection Video Motion Detection Video Motion Detection Video Date Stamp	Off, On
Auto Shutdown Video Motion Detection Video Motion Detection Video Motion Detection Video Motion Detection Video Motion Detection Video Motion Detection Video Motion Detection Video Motion Detection Video Motion Detection Video Motion Detection Video Motion Detection Video Motion Detection Video Anti-Shaking	Off, On
Auto Shutdown Video Motion Detection Video Motion Detection Video Motion Detection Video Motion Detection Video Motion Detection Video Motion Detection Video Motion Detection Video Motion Detection Video Motion Detection Video Motion Detection Video Motion Detection Video Motion Detection Video Motion Detection	Off, On
Auto Shutdown Video Motion Detection Video Motion Detection Video Motion Detection Video Motion Detection Video Motion Detection Video Motion Detection Video Motion Detection Video Motion Detection Video Motion Detection Video Motion Detection Video Motion Detection Video Motion Detection Video Motion Detection Sensitivity	Low, Medium, High
Auto Shutdown Video Motion Detection Video Motion Detection Video Motion Detection Video Motion Detection Video Motion Detection Video Motion Detection Video Motion Detection Video Motion Detection Video Motion Detection Video Motion Detection Video Motion Detection Video Motion Detection Video Motion Detection Time	1min, 3min, 5min, 10min, 15min, 30min, 60min
Auto Shutdown Video Motion Detection Video Motion Detection Video Motion Detection Video Motion Detection Video Motion Detection Video Motion Detection Video Motion Detection Video Motion Detection Video Motion Detection Video Motion Detection Video Motion Detection Video Motion Detection Video Motion Detection Video Length	1min, 3min, 5min, 10min, 15min, 30min, 60min
Auto Shutdown Video Motion Detection Video Motion Detection Video Motion Detection Video Motion Detection Video Motion Detection Video Motion Detection Video Motion Detection Video Motion Detection Video Motion Detection Video Motion Detection Video Motion Detection Video Motion Detection Video Motion Detection Video Quality	1080P 30fps, 720P 60fps, 720P 30fps
Auto Shutdown Video Motion Detection Video Motion Detection Video Motion Detection Video Motion Detection Video Motion Detection Video Motion Detection Video Motion Detection Video Motion Detection Video Motion Detection Video Motion Detection Video Motion Detection Video Motion Detection Video Motion Detection Video Loop	Off, On
Auto Shutdown Video Motion Detection Video Motion Detection Video Motion Detection Video Motion Detection Video Motion Detection Video Motion Detection Video Motion Detection Video Motion Detection Video Motion Detection Video Motion Detection Video Motion Detection Video Motion Detection Video Motion Detection Video Motion Detection Video Time Stamp	Off, On
Auto Shutdown Video Motion Detection Video Motion Detection Video Motion Detection Video Motion Detection Video Motion Detection Video Motion Detection Video Motion Detection Video Motion Detection Video Motion Detection Video Motion Detection Video Motion Detection Video Motion Detection Video Motion Detection Video Motion Detection Video Date Stamp	Off, On
Auto Shutdown Video Motion Detection Video Motion Detection Video Motion Detection Video Motion Detection Video Motion Detection Video Motion Detection Video Motion Detection Video Motion Detection Video Motion Detection Video Motion Detection Video Motion Detection Video Motion Detection Video Motion Detection Video Motion Detection Video Anti-Shaking	Off, On
Auto Shutdown Video Motion Detection Video Motion Detection Video Motion Detection Video Motion Detection Video Motion Detection Video Motion Detection Video Motion Detection Video Motion Detection Video Motion Detection Video Motion Detection Video Motion Detection Video Motion Detection Video Motion Detection Video Motion Detection	Off, On
Auto Shutdown Video Motion Detection Video Motion Detection Video Motion Detection Video Motion Detection Video Motion Detection Video Motion Detection Video Motion Detection Video Motion Detection Video Motion Detection Video Motion Detection Video Motion Detection Video Motion Detection Video Motion Detection Video Motion Detection Sensitivity	Low, Medium, High
Auto Shutdown Video Motion Detection Video Motion Detection Video Motion Detection Video Motion Detection Video Motion Detection Video Motion Detection Video Motion Detection Video Motion Detection Video Motion Detection Video Motion Detection Video Motion Detection Video Motion Detection Video Motion Detection Video Motion Detection Time	1min, 3min, 5min, 10min, 15min, 30min, 60min
Auto Shutdown Video Motion Detection Video Motion Detection Video Motion Detection Video Motion Detection Video Motion Detection Video Motion Detection Video Motion Detection Video Motion Detection Video Motion Detection Video Motion Detection Video Motion Detection Video Motion Detection Video Motion Detection Video Motion Detection Video Length	1min, 3min, 5min, 10min, 15min, 30min, 60min
Auto Shutdown Video Motion Detection Video Motion Detection Video Motion Detection Video Motion Detection Video Motion Detection Video Motion Detection Video Motion Detection Video Motion Detection Video Motion Detection Video Motion Detection Video Motion Detection Video Motion Detection Video Motion Detection Video Motion Detection Video Quality	1080P 30fps, 720P 60fps, 720P 30fps
Auto Shutdown Video Motion Detection Video Motion Detection Video Motion Detection Video Motion Detection Video Motion Detection Video Motion Detection Video Motion Detection Video Motion Detection Video Motion Detection Video Motion Detection Video Motion Detection Video Motion Detection Video Motion Detection Video Motion Detection Video Loop	Off, On
Auto Shutdown Video Motion Detection Video Motion Detection Video Motion Detection Video Motion Detection Video Motion Detection Video Motion Detection Video Motion Detection Video Motion Detection Video Motion Detection Video Motion Detection Video Motion Detection Video Motion Detection Video Motion Detection Video Motion Detection Video Time Stamp	Off, On
Auto Shutdown Video Motion Detection Video Motion Detection Video Motion Detection Video Motion Detection Video Motion Detection Video Motion Detection Video Motion Detection Video Motion Detection Video Motion Detection Video Motion Detection Video Motion Detection Video Motion Detection Video Motion Detection Video Motion Detection Video Date Stamp	Off, On
Auto Shutdown Video Motion Detection Video Motion Detection Video Motion Detection Video Motion Detection Video Motion Detection Video Motion Detection Video Motion Detection Video Motion Detection Video Motion Detection Video Motion Detection Video Motion Detection Video Motion Detection Video Motion Detection Video Motion Detection Video Anti-Shaking	Off, On
Auto Shutdown Video Motion Detection Video Motion Detection Video Motion Detection Video Motion Detection Video Motion Detection Video Motion Detection Video Motion Detection Video Motion Detection Video Motion Detection Video Motion Detection

UNISCEND

Action camera

XTCam-8

User Manual

The XTCam-8 action camera allows you to capture all of life's memorable moments. Its robust design, encased in a stylish black metal finish, is durable, and water-proof.

Record your video in clear 1080p resolution and simply download from the Micro SD card onto any PC or Mac, or watch directly on your TV.

Precautions (The boring bit)

- XTCam-8 is shock resistant, but not shock proof. Please avoid any heavy impacts to the camera.

- XTCam-8 is waterproof, but please don't use it more than 60 meters deep. Also before using underwater, make sure your XTCam-8 is in its Waterproof case!

- XTCam-8 needs a Micro SD card to store the video footage on to. Please insert a card before using.

- The battery life depends on the environment. A colder environment will drain the battery faster. Normal operating time is 1.5 – 2 hours.

- Do not disconnect XTCam-8 from your computer while uploading or downloading data, as it may damage your computer, the video files, or the camera.

- We cannot accept any responsibility for data loss due to any unforeseen reason.

- Please don't open the camera yourself as this will break the tamper seal and void the warranty. If you have any question or problem, please contact your dealer.

- Do not use XTCam-8 when it's very dark or in very strong light as this could break the imaging sensor.

What's what…

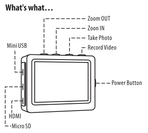

How to access the Menu / Playback

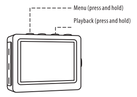

When in Menu Mode

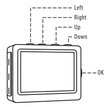

How to use for the first time

1. Make sure your XTCam-8 is turned OFF before you insert or remove the Micro SD card!

2. Open the Soft Cover, which is located at the side of the camera.

3. Insert a Micro SD memory card (it can be up to 32GB) into the slot. The Micro SD card can only be put in one way, so please don't try to force it in the wrong way around. It will "click" when it's in properly. To get it out again, press it with your fingernail and it will "click" out again.

IMPORTANT: If you are using a Micro SD memory card that's previously been used in another device, make sure to format the card first, otherwise it won't work. If unsure, we suggest just using a new card, or getting someone techie to show you how to format it.

4. Place the battery into your XTCam-8. To get to the battery, just pull off the front green cover of the camera. It might be a little stiff the first few times you do it due to the manufacturing process, but fear not, you won't break the camera by pulling it off! :-)

5. Close the soft cover and put the green cover back on, and you're ready to go have some fun!

How to charge the battery

Open the Soft Cover on the side of the camera and plug the USB charger in to it. The green light is turned on while XTCam-8 is charging, and it turns off when the battery is fully charged.

Turn XTCam-8 ON / OFF

To turn ON, press the Power Button for around 1 second. To turn OFF press the Power Button for around 3 seconds.

To record a video

Press the "Record Video" Button. The red status indicator light will flash while XTCam-8 is recording. Press the Video Button again to stop recording.

To take a picture while filming

Press the Photo Button. You will hear a "click" sound.

Playback on your computer

Turn XTCam-8 OFF first.

Open the Soft Cover and connect with your computer using the USB cable.

Turn on your XTCam-8 and you can view or copy the video files to your computer. Alternatively, you can take the Micro SD card out of your XTCam-8 and use your own card reader to connect with your computer.

IMPORTANT - XTCam-8 records in full HD, so the files will be big and hard to stream directly from the Micro SD card. If your videos are not running smoothly, copy the files to your computer's hard drive and then play them. If you still experience smoothness issues then it is likely that you have an issue with the graphics card in your machine.

Playback on your TV (via HDMI cable)

You can play your videos and photos on a HDTV.

1. Turn XTCam-8 OFF first. Open the Soft Cover and connect with your TV using the HDMI cable.

2. Turn on your XTCam-8 and you can preview your videos and photos on the screen.

3. Press the Up and Down (Photo and Video) buttons to scroll through more files.

4. To select a video to play, press the OK (Power) button. Press and hold the Photo button to go back into standby mode.

5. Press and hold the Photo button again to logout.

Trouble shooting

It does not work:
A1: Check the battery is charged and your XTCam-8 is powered on.
A2: Check there is a Micro SD card inside the camera.
A3: Format the Micro SD Card or change to another (formatted) Micro SD card.
A4: Return to your dealer.

Camera is not charging:
A1: Try another USB cable or another charger.
A2: Reset the camera.
A3: Remove the Micro SD card and insert it again.
A4: Remove the battery and insert it again.

How do I know when the memory card is full?
A: If there is no space to save files left on the card, when you turn the camera on, the red LED will blink quickly and the camera will vibrate six times and then turn itself off.

How do I know when the battery is low?
A: When battery is low, the red LED will blink fast and camera will turn off.

The camera is getting hot when being used, is that normal?
A: The camera body is made of Aluminum, which has high heat conductivity. The recording process will make the camera hot, but fear not, this is normal.

The video is not smooth when played on my computer?
A1: If video is not running smoothly, copy the files to your computers' hard drive and then play them directly from the hard drive.
A2: Try a different media player (we suggest trying QuickTime).
A3: If you still experience smoothness issues then it is likely that you have an issue with the graphics card either being very slow, or having a fault.

Specs

- 1080P HD digital recording with audio
- VGA@60fps & 480P@60fps & 720P@ 60fps/@30fps & 1080P@30fps are selectable
- 8 Mega pixels wide dynamic
- HD IMAGE SENSOR
- Microphone built-in
- Digital Zoom
- AV OUT
- Supports recording while charging
- Overwritten "loop" recording can be set up
- Waterproof to 60 meters (when it's in its case!)
- Date/Time stamp on video (optional)
- HDMI output

The real techie stuff…

LED Status Chart

LED Status	Red LED	Green LED
Standby	ON	OFF
Taking Video	Flashing	OFF
Taking Photo	OFF	OFF
Charging	OFF	ON

Photo Setting

Capture Mode	Single / 2/5 Sweep / 3/5 Sweep / 10/5 Sweep
Resolution	12M / 10M /8M /5M /3M /VGA
Sequence	OFF / ON
Quality	Fine / Normal / Economy
Sharpness	Strong / Normal / Soft
White Balance	Auto / Daylight / Cloudy / Tungsten / Fluorescent
Color	Color / Black&White / Sepia
ISO	Auto / 100 / 200 / 400
Exposure	-2.0 -5/3 -4/3 -1.0 -2/3 -1/3 +0.0 +1/3 +2/3 +1.0 +4/3 +5/3 +2.0
Anti-Shaking	OFF / ON
Quick Review	OFF / 2Sec / 5Sec
Date Stamp	OFF / ON
Motion Detection	OFF / ON
Record Audio	OFF / ON

Video Setting

Resolution	1080P HD 1920*1080p30fps / 720P 1280*720p30fps / 720P 1280*720p60fps / VGA 640*480p60fps / WVGA 848*480p30fps
Loop recording	OFF / 3 min / 5 min / 10 min / 20 min / 30 min
Exposure	-2.0 -5/3 -4/3 -1.0 -2/3 -1/3 +0.0 +1/3 +2/3 +1.0 +4/3 +5/3 +2.0
Record Audio	OFF / ON
Date Stamp	OFF / ON
Anti-Shaking	OFF / ON

Setting

Date/Time	YY.MM.DD
Auto Power Off	OFF / 3 Min / 5 Min / 10 Min
Beep Sound	OFF / ON
Language	English/French/Espanola/Portuguese/ Deutsch/Italiano/简体中文/繁体中文/日语/ Русский/Magyar
TV Mode	NTSC / PAL
Frequency	50Hz / 60Hz
Format	Internal Memory / SD Card
Screen Saver	OFF / 30 Sec / 1 Min / 5 Min / 10 Min
Default Setting	Cancel / OK
Version	V0.03

Specification

Image Sensor	1/3 inch CMOS
View Angle	150 degrees Fish Eye View(Changeable)
Image Sensor Pixel	12 Mega pixels
Recording Resolution / Frame Rate	1920*1080 / 1080P/30fps / 1280*720 / 720P/60fps / 1280*720 / 720P/30fps / 848*480 / WVGA/30fps / 640*480 / VGA/30fps
Audio Recording	Micro Voice Recorder
Video Codec / Format	H.264/MOV
Video File Size	1.8M / second while 1080P 1.2M / second while 720P30MB 1 second while WVGA
Video File Length	3, 5, 10, 20, 30 minutes
USB Interface	USB 2.0
HDMI OUT	Support HDMI output
Memory	Support micro SD card up to 32GB
Battery Type	Rechargeable Lithium-Ion battery 1100mAh
Battery	Working time: 1.5-2 hours Recharging time: 3-4 hours
Dimension	60*30*40 mm
Wt.	22 g (excluding Battery) 90 g (including waterproof shell)
OS	PC Windows Vista, 7 or upper Mac 10.6.8 or upper

*Design and specifications may be changed without notice.

UNISCEND

Экшн-камера

XTCam-8

Руководство пользователя

С камерой XTCam-8 становится просто запечатлеть самые неожиданные и запоминающиеся моменты жизни. Стильный, немного грубоватый корпус из металла сочетает в себе прочность и водостойкость.

Записывайте ваши видео с разрешением 1080p, с легкостью выгружайте их с карты памяти Micro SD на компьютер PC или Mac, или смотрите сразу на телевизоре.

Меры предосторожности (скучный раздел)

- XTCam-8 является ударостойчивой, но не противоударной. Пожалуйста, избегайте каких-либо сильных ударных воздействий на камеру.

- XTCam-8 водоустойчивая, но, пожалуйста, не погружайте ее на глубину более 60 метров. Также, перед использованием под водой, убедитесь, что камера надежно закрыта в своем водонепроницаемом чехле.

- Для работы XTCam-8 необходима карта памяти стандарта Micro SD. На нее записывается видео и фотоснимки. Пожалуйста, вставьте карту памяти перед использованием.

- Срок работы батареи зависит от внешних условий. При низких температурах срок работы батареи сокращается, т.к. она разряжается быстрее. Нормальное время работы в режиме съемки 1,5–2 часа.

- Не отключайте XTCam-8 от компьютера в процессе передачи информации, т.к. это может повредить компьютер, файлы или камеру.

- Производитель не несет никакой ответственности за потери данных из-за любых непредвиденных обстоятельств.
- Пожалуйста, не вскрывайте камеру самостоятельно, т.к. это приведет к аннулированию гарантии. Если у вас возникнут какие-либо вопросы, пожалуйста, обратитесь в продавцу.

- Не используйте камеру в условиях полной темноты или при очень ярком освещении, т.к. это может повредить сенсор настройки изображения.

Что есть что

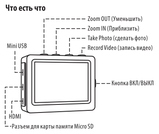

Как войти в меню/проигрыватель

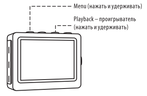

В режиме Menu

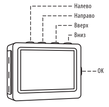

Как пользоваться камерой в первый раз

Убедитесь, что XTCam-8 выключена, перед тем как вставить или извлечь карту памяти Micro SD.
Откройте мягкую защитную крышку, которая расположена на боковой стороне камеры. Вставьте карту памяти Micro SD (с емкостью до 32Гб) в разъем. Карту памяти можно вставить только в одном положении, поэтому, пожалуйста, не прикладайте усилий, пытаясь вставить ее не той стороной. Как только она встанет на место, вы услышите щелчок. Для того, чтобы извлечь карту памяти, аккуратно нотеем нажмите на нее, вы снова услышите характерный щелчок, и карта памяти чуть выйдет из своего разъема.

Важно: Если вы используете карту памяти Micro SD, которая перед этим использовалась в другом устройстве, пожалуйста, убедитесь, что она была отформатирована, в противном случае, она может не работать.
Если вы сомневаетесь, рекомендуем использовать новую карту памяти, или обратитесь к знакомому технарю, который поможет вам ее отформатировать.

Установите батарею в камеру. Чтобы достать батарею, просто потяните на себя фронтальную зеленую крышку на камере. Возможно, она будет открываться туго в первые несколько раз, это следствие особенностей изготовления и материалов, но не бойтесь ничего сломать, просто потяну крышку на себя. Закройте мягкую крышку, установите зеленую крышку на место, и вы готовы приступить к съемке и приключениям!

Как заряжать батарею

Откройте мягкую крышку на боковой стороне камеры, подключите USB-шнур в соответствующий разъем. В процессе зарядки горит зеленый индикатор. При полностью заряженной батарее индикатор выключится.

Вкл/Выкл XTCAM-8

Чтобы включить камеру, нажмите кнопку Вкл/Выкл и удерживайте примерно в течение 1 секунды.
Чтобы выключить, нажмите кнопку Вкл/Выкл и удерживайте примерно в течение 3 секунд.

Запись видео

Нажмите кнопку «Record video». Индикатор статуса будет мигать красным в процессе записи. Нажмите кнопку «Record video» снова, чтобы остановить запись.

Сделать фото во время записи

Нажмите кнопку «Photo».
Вы услышите характерный щелчок.

Проигрывание видеозаписей на компьютере

Выключите XTCam-80, откройте мягкую крышку и подключитесь к компьютеру, используя USB-провод. Включите XTCam-8, теперь можно просматривать и копировать видео файлы на компьютере. В качестве альтернативного варианта, можно извлечь карту памяти Micro SD и, используя картридер, подключить ее к компьютеру.

Важно – XTCam-8 записывает видео в режиме Full HD, таким образом, файлы занимают большой объем памяти. Возможно, их будет трудно проигрывать напрямую с карты Micro SD. Если видео не проигрываются плавно, присутствуют рывки и т.п., скопируйте файл с карты памяти на жесткий диск компьютера и просмотрите их оттуда. Если вы по-прежнему сталкиваетесь с трудностями, по всей видимости это проблемы видеокарты компьютера, например, не хватает памяти.

Проигрывание видеозаписей на телевизоре (через HDMI-кабель)

Вы можете проигрывать видео и просматривать фото на вашем телевизоре в режиме HD.

1. Выключите XTCam-80, откройте мягкую крышку и подключитесь к телевизору, используя HDMI-провод. Включите XTCam-8, теперь можно просматривать и копировать видео-файлы на телевизоре.
2. Используйте кнопки Up и Down (Photo и Video), чтобы переключаться между файлами.
3. Для выбора видео для просмотра нажмите кнопку OK (кнопка Вкл./Выкл.)
4. Нажмите и удерживайте кнопку Photo, чтобы перейти обратно в режим ожидания.
5. Нажмите и удерживайте кнопку Photo снова, чтобы выйти.

Устранение неисправностей

Камера не работает:
A1: Убедитесь, что батарея заряжена и XTCam-8 включена.
A2: Убедитесь, что карта памяти Micro SD установлена.
A3: Отформатируйте карту памяти Micro SD или замените ее на другую, уже отформатированную.
A4: Обратитесь к продавцу для ремонта или замены.

Камера не заряжается:
A1: Попробуйте подключить другой кабель или зарядное устройство.
A2: Перезагрузите камеру.
A3: Извлеките карту памяти Micro SD и вставьте снова.
A4: Извлеките батарею и вставьте снова.

Как узнать, что карта памяти заполнена?
A1: Если на карте не осталось места, то при включении камеры красный индикатор будет часто мигать и камера будет вибрировать 6 раз, а затем автоматическая выключится.

Как узнать, что уровень заряда батареи низкий?
A1: Когда уровень заряда батареи слишком низкий, красный индикатор будет быстро мигать и камера отключится.

Камера нагревается в процессе работы, это нормально?
A1: Корпус камеры изготовлен из алюминия, который имеет высокую теплопроводность. Процесс съемки нагревает корпус камеры за счет работы аккумуляторной батареи. Не пугайтесь, это нормально.

Что делать, если видео проигрывается рывками на моем компьютере?
A1: Если видео не проигрывается плавно, скопируйте файл с карты памяти на жесткий диск компьютера и проигрывайте их оттуда.
A2: Попробуйте другой медиа-проигрыватель (например, QuickTime или KMPlayer).
A3: Если вы по-прежнему испытываете проблему с плавностью воспроизведения видео, возможно, проблема в видеокарте вашего компьютера, которая либо слишком медленно обрабатывает сигнал, либо имеет недостаточный объем памяти, либо что-то еще.

Спецификация

- 1080P HD цифровая видеозапись со звуком
- VGA@60fps & 480P@60fps & 720P@ 60fps/@30fps & 1080P@30fps режимы
- 8 Мега pixels wide dynamic HD IMAGE SENSOR
- Встроенный микрофон
- Цифровой Zoom
- AV OUT
- Поддерживает режим видеозаписи в процессе зарядки
- Возможно установить режим записи новых видео поверх старых файлов.
- Водостойкая до глубины 60 метров (при наличии специального водонепроницаемого чехла!)
- Дата/Время на видеоизображении (опционально)
- HDMI-выход

Сложные технические сведения…

LED-индикатор статуса

LED-индикатор статуса	Красный индикатор	Зеленый индикатор
Режим ожидания	Вкл	Выкл
Съемка Видео	Мигает	Выкл
Съемка фото	Вкл	Выкл
Зарядка	Выкл	Вкл

Настройки фото

Режим съемки	Один кадр / 2/ таймер / 3/ Таймер/ 10/ Таймер
Разрешение	12M /10M /8M /5M /3M /VGA
Последовательность	OFF / ON Выкл/Вкл
Качество изображения	Fine / Normal / Economy высокое/ нормальное/ экономное
Резкость	Strong /Normal /Soft сильная/ нормальная/ мягкая
Баланс белого	Auto/Daylight/Cloudy/Tungsten/Fluorescent/Auto дневной свет/ облачно/ лампа накаливания/ флуоресцентное освещение
Цветность	Color / Black&White / Sepia Цвет / черно-белое/ Сепия
ISO	Auto / 100 / 200 / 400
Экспозиция	-2.0 -5/3 -4/3 -1.0 -2/3 -1/3 +0.0 +1/3 +2/3 +1.0 +4/3 +5/3 +2.0
Стабилизатор	OFF / ON Выкл / Вкл
Быстрый просмотр	OFF / 2 Sec / 5 Sec Выкл/ 2 сек/ 5 сек
Дата на кадре	OFF / ON Выкл / Вкл
Детектор движения	OFF / ON Выкл / Вкл
Запись аудио	OFF / ON Выкл / Вкл

Настройки видео

Разрешение	1080P HD 1920*1080p30fps / 720P 1280*720p30fps / 720P 1280*720p60fps / VGA 640*480p60fps / WVGA 848*480p30fps
Запись на кругу	Выкл/3 мин./5 мин./10 мин./20 мин./30 мин.
Экспозиция	-2.0 -5/3 -4/3 -1.0 -2/3 -1/3 +0.0 +1/3 +2/3 +1.0 +4/3 +5/3 +2.0
Запись аудио	OFF / ON Выкл / Вкл
Дата на кадре	OFF / ON Выкл / Вкл
Стабилизатор	OFF / ON Выкл / Вкл

Другие настройки

Дата/время	YY.MM.DD
Авто Выкл	Выкл/3 мин./5 мин./10 мин.
Звуковой сигнал	OFF / ON Выкл / Вкл
Язык	English/French/Espanola/Portuguese/ Deutsch/Italiano/简体中文/繁体中文/日语/ Русский/Magyar
ТV режим	NTSC / PAL
Частота	50Hz / 60Hz
Формат носителя	Internal Memory / SD Card
Screen Saver	Выкл/30 сек./1 мин./5 мин./10 мин.
Настройка по умолчанию	Cancel / OK Отмена / OK
Версия	V0.03

Характеристики

Датчик изображения	1/3 дюйм CMOS
Угол обзора	120 градусов Fish Eye View (изменяется)
Количество пикселей на матрице	12 Мегапикселей
Разрешение видеозаписи / кол-во кадров в секунду	1920*1080 / 1080P/ 30fps / 1280*720 / 720P/30fps / 1280*720 / 720P/ 60fps / 848*480 / WVGA/30fps / 640*480 / VGA/ 60fps
Аудиозапись	Micro Voice Recorder
Видео-кодек/Формат файлов	H.264/MOV
Размер видео файлов	1.8M/секунда при 1080P 1.2M/секунда при 720P30MB/ 1 секунда при WVGA
Длина видео файлов	3, 5, 10, 20, 30 мин.
USB-интерфейс	USB 2.0
HDMI-выход	поддерживается HDMI-выход
Память	поддерживается micro SD card до 32GB
Тип батареи	Многоразовая Lithium-Ion батарея емкостью 1100 мАч
Аккумулятор	Время работы: 1.5–2 часа Время зарядки: 3–4 часа
Габариты	60*30*40 мм
Вес	22 г (включая батарею) 90 г (включая водонепроницаемый чехол)
ОС	ПК Windows Vista, 7 или выше Mac 10.6.8 или выше

*Внешний вид и характеристики могут отличаться от указанных выше без предупреждения.